



# CAREER CENTER

Your Connection to Success



## 2013-2014 Year in Review



UC SANTA CRUZ

# Career Advising

Promote the career development and related life planning skills of UC Santa Cruz students and alumni, and to provide access to internships and employment opportunities so students may explore career choices and nurture career goals.

Our career advising staff conduct one on one meetings, present group workshops, and create programs around career development for undergraduates, graduate level students, and alumni so they are better equipped to make informed decisions regarding their professional lives.

## CAREER ADVISING

Advising needs range from major and career exploration to strategies for entering a professional career path including networking strategies, resume/cover letter writing, and interviewing skills. Advisers have specializations in the social sciences, humanities, arts, STEM field, pre-health, pre-law, as well as internships and other experiential activities.

3,399 total appointments for undergraduates, graduates, and alumni have been served by our Professional Advisers and Peer Advisers.

## WORKSHOPS

- Resume/Cover Letter
- Interviewing Techniques
- Choosing a Major
- Internships
- Job search strategies
- Graduate/professional school
- How to navigate a job fair
- Networking/LinkedIn

75 workshop offerings.

2,211 student attendees at workshops.

## STUDENT SATISFACTION

Average rating for individual advising sessions: 4.5 out of 5.0

### REVIEWS:

"It was a great meeting, I came in for information on an internship but I was also able to work on my resume and get information about the interview process."

"I learned how to appeal to employers and it helped me see that I have more useful information for my resume that I thought."

# Career Fairs & On-Campus Employment & Social Media

## Student Attendance

Fall Fair	387
Winter Fair	447
Spring Fair	436
CECI Fair	387
Meet the Districts	43
Meet the Firms	194

## Employer Attendance

Fall Fair	36
Winter Fair	39
Spring Fair	47
CECI Fair	16
Meet the Districts	16
Meet the Firms	9

## Multicultural Career Conference

Student Attendance	133
Alumni Attendance	48

## Career & Internship Opportunities

Total SlugQuest Jobs	7,096
Total Internships Posted in SlugQuest	1,429
Total On-Campus Interviews Held	351

## Campus Employment

On-Campus Jobs (Non-Work Study)	4,056
On-Campus Jobs (Work Study)	1,611
Off-Campus Jobs (Work Study)	113
Total Campus Employment	5,780

## Student Earnings

On-Campus Jobs (Non-Work Study)	8.1 mil
On-Campus Jobs (Work Study)	2.6 mil
Off-Campus Jobs (Work Study)	134k
Total Earnings	10.8mil

## SOCIAL MEDIA



2,475 LIKES

[facebook.com/UCSCcareercenter](https://facebook.com/UCSCcareercenter)



574 FOLLOWERS

[instagram.com/ucsccareercenter](https://instagram.com/ucsccareercenter)



2,289 MEMBERS

[linkedin.com/groups/UCSC-Career-Center-3720196](https://linkedin.com/groups/UCSC-Career-Center-3720196)



324 FOLLOWERS

[pinterest.com/ucsccareerctr/](https://pinterest.com/ucsccareerctr/)



845 FOLLOWERS

[twitter.com/ucsc\\_careers](https://twitter.com/ucsc_careers)



23,505 VIEWS

[youtube.com/user/UCSCCareerCenter](https://youtube.com/user/UCSCCareerCenter)



CAREER CENTER

Your Connection to Success

# Graduate School

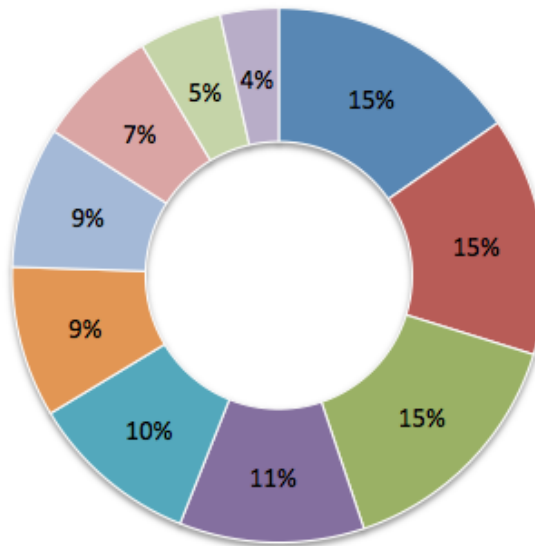
## Graduate School Fairs

99

graduate programs participated in the Graduate and Professional Schools Fair

## Graduating seniors pursuing graduate school by division:

Art	10%
Engineering	4%
Humanities	9%
Physical and Biological Sciences	7%
Social Science	9%
Campus Total	8%



- Biology/Biomedical/Life Sci
- Arts/Humanities
- Psychology
- Business
- Other Social Sciences
- Health
- CIS/Engr/Math
- Education
- Law
- Physical Sciences

The chart to the right displays graduate and professional school choice.

# Employment

Employers place high value on a UC Santa Cruz education and are keeping us as a target school even in challenging economic times.

## BY DIVISION

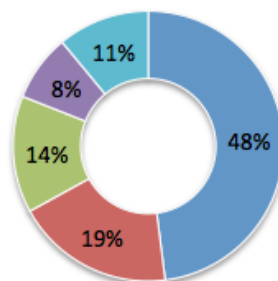
	Employed	Graduate School	Seeking Employment	Other Endeavors	Response Rate	
Arts	15%	10%	37%	38%	9%	(31/353)
Engineering	49%	4%	31%	16%	21%	(54/251)
Humanities	36%	9%	15%	40%	14%	(78/562)
Physical and Biological Sciences	30%	7%	33%	30%	16%	(156/971)
Social Sciences	29%	9%	32%	30%	15%	(265/1784)
Campus Total	32%	8%	29%	31%	15%	(584/3921)

## Geographic Destinations

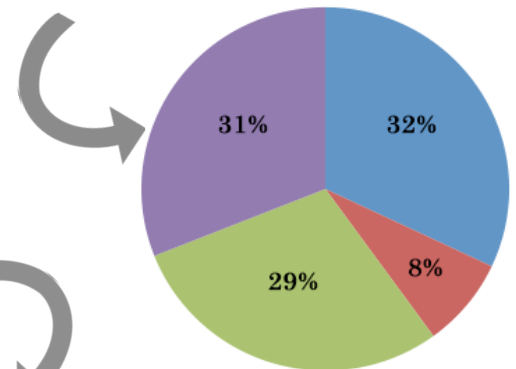
SF Bay Area	42.0%
Santa Cruz Area	22.0%
Northern CA	10.0%
Southern CA	17.0%
Western US	3.0%
Midwestern US	2.0%
Eastern US	2.0%
International	2.0%

## Chosen Fields for Employed Recent Graduates

Business	48%
Education	19%
Industrial/Manufacturing	14%
Government	8%
Non-Profit	11%



- Business
- Education
- Industrial/Manufacturing
- Government
- Non-Profit



- Employed Full Time
- Graduate School
- Seeking Employment
- Other Endeavors



# Career Center Contacts

## Administration

Barbara Silverthorne, Director  
Monica Conner, Outreach/Project  
Specialist  
Katy Elliott, Business Services Specialist

## Advising

Hugo Mora-Torres, STEM/Pre-Health  
Adviser  
Sheila Rodriguez, Assistant Director,  
Advising, & Pre-Law Adviser  
Jennifer May, General Career Adviser  
Chris Sanchez, Career Advising  
Coordinator

## Employer Relations

Mark Yogi, Assistant Director, Employer  
Relations  
Jamie Levey, Employer Relations Specialist  
John Rembao, Marketing Coordinator  
Caralyn Lee, Events Assistant

## Student Employment Analysis

Chris Arends, Student Employment Analyst  
Samantha Sokolowski, Student  
Employment Assistant

# Thanks to Our Partners

## Partners for Progress

Kaplan Test Prep  
Enterprise Rent-A-Car  
Moss Adams  
City Year, Inc  
Plantronics  
Peace Corps  
Deloitte  
Target  
DataCare  
Becker Professional Education  
Sherwin Williams  
American Society for Engineering Education

## Campus Units

African American Resource & Cultural Center  
Alumni Association  
American Indian Resource Center  
Asian American/Pacific Islander Resource Center  
Cantú Queer Center  
Chicano Latino Resource Center (El Centro)  
Disability Resource Center  
Economics Advising  
EOP  
PBSci Advising  
Politics Advising  
School of Engineering  
Sociology Advising  
STARS  
Women's Center

## Student Organizations

Information Systems Management Association  
CALPIRG  
Delta Sigma Theta  
Delta Sigma Pi  
FamiliaX  
Gesher Group  
Kappa Gamma Delta  
Kappa Kappa Gamma  
Lambda Phi Epsilon  
National Society of Black Engineers

